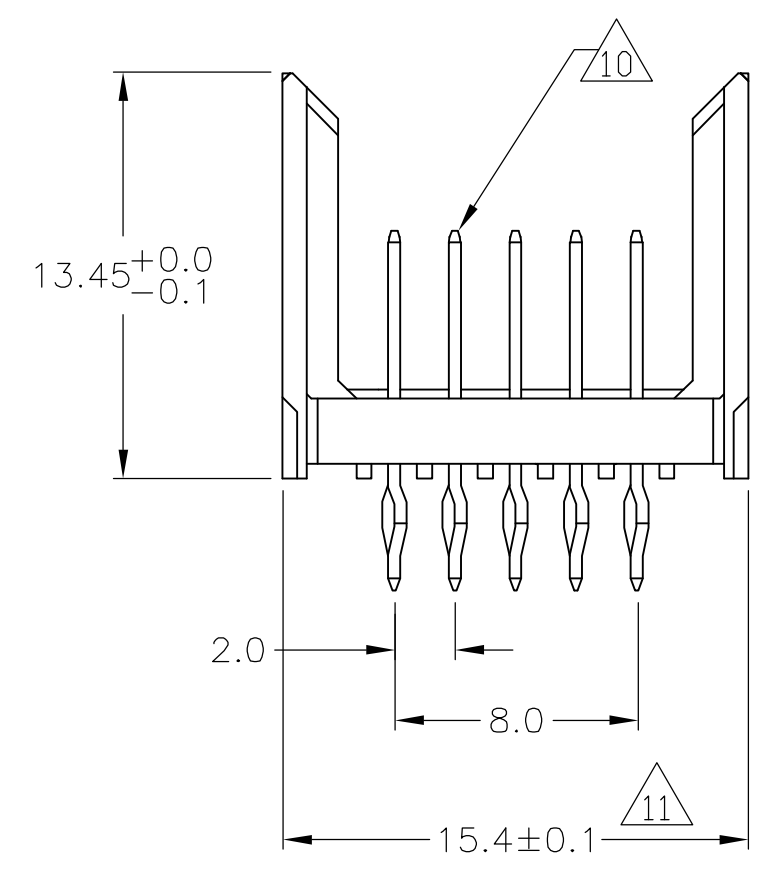
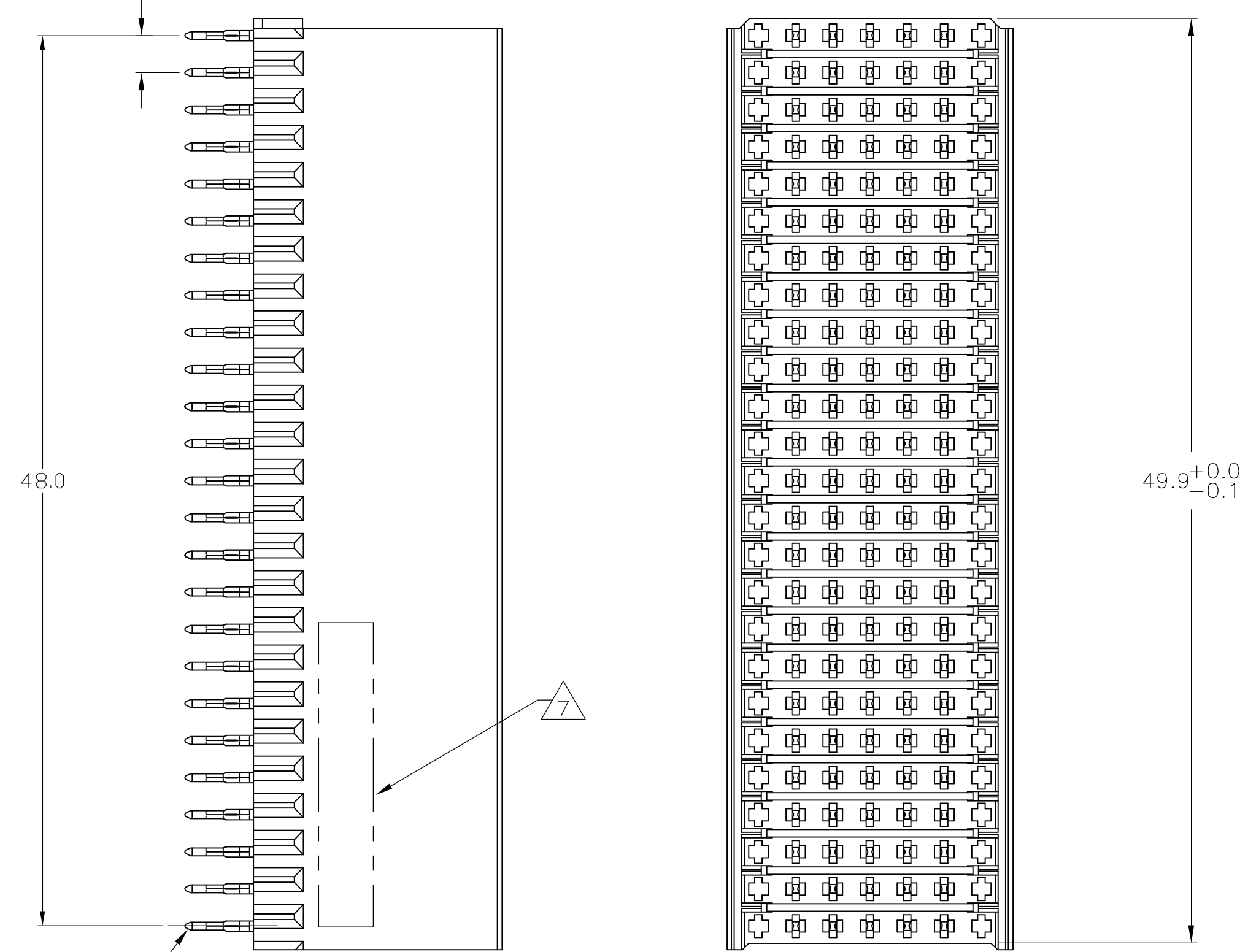
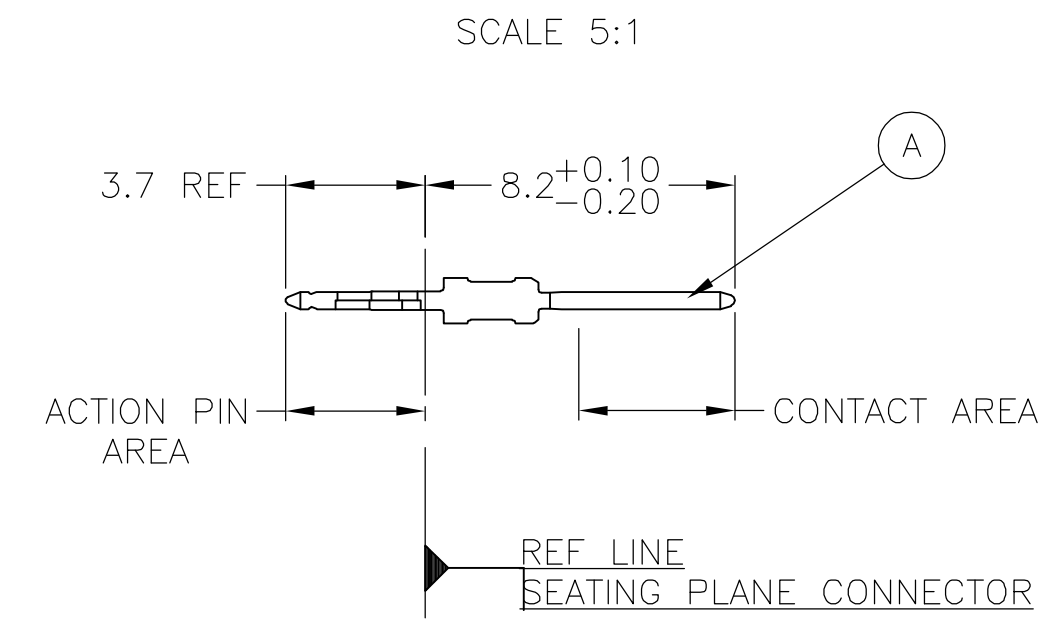


CONNECTOR ASSEMBLY EXAMPLARY LOADED



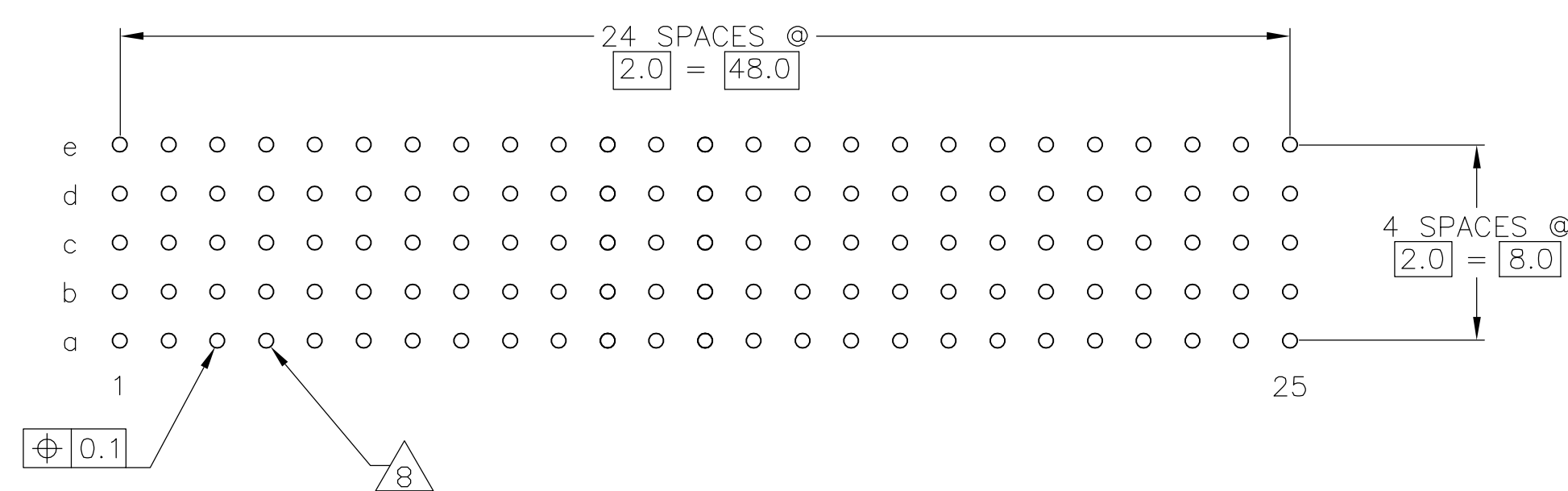
CONTACT DIMENSIONS



CONTACT LAYOUT

	z	a	b	c	d	e	f
1	A	A	A	A	A		
2	A	A	A	A	A		
3	A	A	A	A	A		
4	A	A	A	A	A		
5	A	A	A	A	A		
6	A	A	A	A	A		
7	A	A	A	A	A		
8	A	A	A	A	A		
9	A	A	A	A	A		
10	A	A	A	A	A		
11	A	A	A	A	A		
12	A	A	A	A	A		
13	A	A	A	A	A		
14	A	A	A	A	A		
15	A	A	A	A	A		
16	A	A	A	A	A		
17	A	A	A	A	A		
18	A	A	A	A	A		
19	A	A	A	A	A		
20	A	A	A	A	A		
21	A	A	A	A	A		
22	A	A	A	A	A		
23	A	A	A	A	A		
24	A	A	A	A	A		
25	A	A	A	A	A		

RECOMMENDED PCB-HOLE LAYOUT COMPONENT SIDE SHOWN



PLATED THRU HOLES PARAMETERS

REFERENCE APPLICATION SPECIFICATION

2 6 12	1-5100141-9
2 5 12	5100141-9
2 4 4	5100141-4
2 3 3	5100141-1
FINISH	PART NUMBER

THIS DRAWING IS A CONTROLLED DOCUMENT.

DIMENSIONS: mm	TOLERANCES UNLESS OTHERWISE SPECIFIED:	DIN B CARBO 24JAN05	APVD G SKIPPER 24JAN05	NAME	MALE ASSEMBLY, Z-PACK 2mm HM, TYPE B
0 PLC ± -	1 PLC ± 0.1	2 PLC ± -	3 PLC ± -	4 PLC ± -	ANGLES ± -
MATERIAL	FINISH	WEIGHT	SCALE	SIZE	CAGE CODE
SEE TABLE	SEE TABLE	-	A1	00779	5100141
CUSTOMER DRAWING			SCALE 4:1	SHEET 1 OF 2	REV A

tyco Electronics Tyco Electronics Corporation Harrisburg, Pa 17105-3608

THIS DRAWING IS UNPUBLISHED. RELEASED FOR PUBLICATION
 © COPYRIGHT BY TYCO ELECTRONICS CORPORATION. ALL RIGHTS RESERVED.

LOC		DIST		REVISIONS			
P	LTR	DESCRIPTION	DATE	DNW	APVD		
AD	00	SEE SHEET 1	-	-	-	-	-

- 1 MATERIAL:
CONTACT: PHOSPHOR BRONZE.
HOUSING: GLASS-FILLED POLYESTER.
- 2 GENERAL PLATING SPECIFICATION: UNDERPLATING
(ENTIRE CONTACT): 1.27µm MIN NICKEL AND ACTION
PIN: 0.5µm MIN TIN.
FOR PLATING OF MATING SURFACES SEE APPLICABLE
SPECIFICATION REFERENCE FOR EACH DASH NUMBER.
- 3 CONFORMS TO ALL TESTING ACCORDING TO IEC 61076-4-101
PERFORMANCE LEVEL 2.
- 4 CONFORMS TO ALL TESTING ACCORDING TO IEC 61076-4-101
PERFORMANCE LEVEL 1.
- 5 CONNECTOR TESTED AND QUALIFIED AGAINST TELCORDIA GR-1217-CORE QUALITY LEVEL 3,
CENTRAL OFFICE APPLICATIONS.
- 6 CONNECTOR TESTED AND QUALIFIED AGAINST TELCORDIA GR-1217-CORE QUALITY LEVEL 3,
UNCONTROLLED ENVIROMENT APPLICATIONS.
- 7 CONNECTOR MARKED WITH PART NUMBER AND DATE CODE.
ADDITIONAL CHARACTERS OR MARKINGS, AS WELL AS THE LOCATION OF THE MARKINGS,
MAY BE ADDED FOR TRACEABILITY BASED UPON MANUFACTURERS DISCRETION.
- 8 PLATED-THROUGH HOLES AT 2x2mm SQUARE GRID
PATTERN DEFINED BY CONTACT LAYOUT.
- 9 FOR ACTUAL PIN LOADING SEE "CONTACT LAYOUT".
- 10 FOR ACTUAL PIN DIMENSIONS SEE "CONTACT DIMENSIONS".
- 11 TO BE MEASURED AT BOTTOM OF SHROUD.
- 12 CONNECTOR LUBRICATED WITH BELCORE APPROVED LUBRICANT,
TECHNICAL REFERENCE: TR-NWT-001217 ISSUE 1, SEP 1992.

THIS DRAWING IS A CONTROLLED DOCUMENT.		DIN B CARBO	24JAN05	tyco Electronics	Tyco Electronics Corporation Harrisburg, Pa 17105-3608	
		CHK G SKIPPER	24JAN05			
DIMENSIONS: mm		TOLERANCES UNLESS OTHERWISE SPECIFIED:		APVD G SKIPPER	24JAN05	NAME
		0 PLC ± -	1 PLC ± 0.1	PRODUCT SPEC		MALE ASSEMBLY, Z-PACK 2mm HM, TYPE B
		2 PLC ± -	3 PLC ± -	APPLICATION SPEC		
		4 PLC ± -	ANGLES ± ±	108-19082		
MATERIAL SEE SHEET 1		FINISH SEE SHEET 1		114-19029		RESTRICTED TO
		WEIGHT		A1 00779 C=5100141		
		CUSTOMER DRAWING		SCALE 4:1		SHEET 2 OF 2 REV A